



# zappi



## Charge your EV with your PV

zappi has 3 charging modes which makes it great for all homeowners. Those with grid-tied microgeneration systems like wind or solar can use the eco setting to save on their energy bills. The charging current is automatically and continually adjusted in response to on-site generation and household power consumption. In FAST charge mode, zappi operates like an ordinary EV charging station.



















 7kW Single Phase  22kW 3-Phase

EV charging from surplus solar or wind generation

Dynamic load balancing for maximum installation flexibility

Advanced integral safety features

### Zappi Features

-  3 Charging Modes: ECO, ECO+ and FAST
-  Optimises Microgeneration Self-consumption
-  Works with Solar PV or Wind Turbine Systems
-  Economy Tariff Sense Input
-  Programmable Timer Function
-  Charge & Event Logging
-  Pin-code Lock Function
-  OZEV (Home/Work Scheme) Approved
-  Ethernet Port and built-in WiFi for Connecting to the Internet
-  Tap Operated Display Backlight
-  Built-in RCD Protection
-  Integral Cable Holster (Tethered Version)
-  Remote Control & Monitoring
-  Supplied with Clip-on Grid Sensor(s)
-  Works Alongside Battery Storage System
-  Future Proof Installation
-  3 Year Warranty
-  Complies with CE and UKCA Requirements

## Charging Modes

ECO



Charge power is continuously adjusted in response to changes in generation or power consumption elsewhere in the home. Charging will continue until the vehicle is fully charged, even if power is drawn from the grid.

ECO+







Charge power is continuously adjusted in response to changes in generation or power consumption elsewhere in the home. Charging will pause if there is too much imported power, continuing only when there is surplus free power available.

FAST



In this mode, the vehicle will be charged at maximum power. This is just like an ordinary Mode 3 charging point.

## Performance

Mounting Location	Indoor or Outdoor (Permanent Mounting)
Charging	Mode 3 (IEC 61851-1 Compliant Communication Protocol)
Display	Graphical Backlit LCD
Front	LED Multicolour, According to Charge Status and Current
Charging Current	6A to 32A (Variable)
Dynamic Load Balancing	Optional Setting to Limit Current Drawn from the Unit Supply or the Grid
Connector Type	Type 2 Tethered Cable (6.5m) or Type 2 Socket with Locking System
Charging Profile	3 Charging Modes: ECO, ECO + and FAST
Metering Accuracy	Load and External CTs Designed to Meet Class B (1%) of EN 50470 <ul style="list-style-type: none"> <li> Load: 0.25A-5(32)A</li> <li> External CTs: 0.25A-5(100)A</li> </ul>
eSense	In addition to the wide range of voltages below the eSense input can also work with a volt free contact. <ul style="list-style-type: none"> <li> Range 3.3-230Vrms</li> <li> Volt Free Contact (24Vdc Supplied from the zappi)</li> </ul>
Compliance	LVD2014/35/EU, EMC 2014/30/EU, EN 61851-1:2019*, EN 62916-2:2017, ROHS 2011/65/EU, CE Certified 2014/53/EU (RED), 2011/65/EU (RoHS), 2014/30/EU (EMC), 2014/35/EU (LVD).

\*Complies fully with the requirements of EN61851-1:2019 with the exception of Clause 8.4 in order to meet the requirements of BS7671:2018 Amendment 1:2020. BS7671:2018 requires the protective earth conductor be switched in order to provide protection against a damaged PEN conductor in a TN-C-S earthed system.

## Electrical Specs

Rated Power	7kW (Single Phase) or 22kW (3-Phase)
Rated Supply Voltage	230V AC Single Phase or 400V AC 3-Phase (+/- 10%)
Supply Frequency	50Hz
Rated Current	32A max.
Standby Power Consumption	3W
Integral Earth Leakage Protection	30mA Type A RCD + 6mA DC Protection (EN 62955) <b>Note :</b> Local electrical installation Regulations may require a separate RCD
Economy Tariff Sense	Input 3.3 - 230Vrms AC Sensing (4.0kV Isolated) Volt Free Contact (24Vdc Supplied from the zappi)

Wireless Interface	868/915 MHz (Proprietary Protocol) for Wireless Sensor and Remote Monitoring Options
Grid Current Sensor	100A max. Primary Current, 16mm max, Cable Diameter
Cable Entry	Rear, Bottom or Side



### Mechanical Specs

Enclosure Dimensions	439 x 282 x 122mm
Protection Degree	IP65 (Weatherproof)
Enclosure Material	PC/ASA (Batch dependant)
Operating Temperature	-25 °C to +40 °C
Impact Resistant	IK10



### Installation Requirements

Circuit Breaker	32A Curve B
Earthing Arrangement	TN: Can be Connected to the PME Supply. Complies with BS7671:2018- amd1:2020 722.411.4.1 (v) TT: Earth Resistance < 200 Ω according to BS 7671:2018 or <100 Ω for some vehicles. Check Local Wiring Regulations for a Separate Type A RCD.



### Model Variations

Model No.	Rating	Connector	Colour
ZAPPI-2H07UW	7kW	Untethered	White <input type="radio"/>
ZAPPI-2H07TW	7kW	Tethered	White <input type="radio"/>
ZAPPI-2H07UB	7kW	Untethered	Black <input checked="" type="radio"/>
ZAPPI-2H07TB	7kW	Tethered	Black <input checked="" type="radio"/>
ZAPPI-2H22UW	22kW	Untethered	White <input type="radio"/>
ZAPPI-2H22TW	22kW	Tethered	White <input type="radio"/>
ZAPPI-2H22UB	22kW	Untethered	Black <input checked="" type="radio"/>
ZAPPI-2H22TB	22kW	Tethered	Black <input checked="" type="radio"/>